


How to reset your voice mail PIN

Following your mailbox migration, you should receive an email titled: "Welcome to Exchange Unified Messaging". Please follow instructions to reset your PIN.

Go to: <http://webmail.csn.edu>

Login using your regular credentials

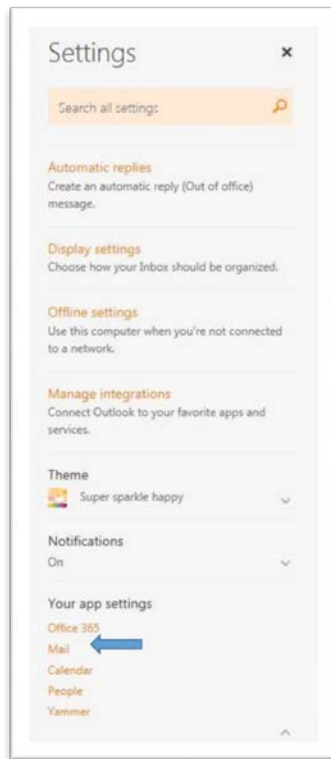


The image shows the login page for CSN (College of Southern Nevada). At the top left is the CSN logo, which consists of a stylized flower-like shape in blue and yellow, followed by the text "CSN COLLEGE OF SOUTHERN NEVADA". Below the logo, the text "Sign in with your organizational account" is displayed. There are two input fields: the first is labeled "firstname.lastname@csn.edu" and the second is labeled "Password". A blue "Sign in" button is located below the input fields. At the bottom of the page, there is a note: "Sign-in using your CSN Email (FirstName.LastName@CSN.EDU) and Password".

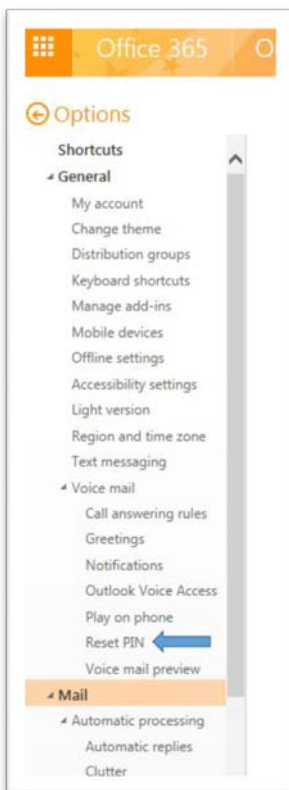
On the top-right corner, click on the 'Gear' icon



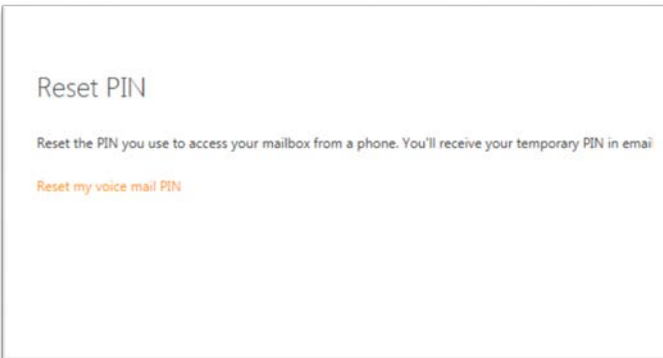
On the right-hand side, click on Mail



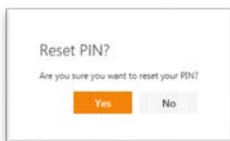
Click on Reset my voice mail PIN



Click on Reset my voice mail PIN



Click Yes



It will process and then finish.
You will receive an email with further instructions.

