

## Software lab and Smarthinking system

Software lab is now operated virtually through your Canvas course.

As you know, meeting face to face during the Covid-19 pandemic is not possible.

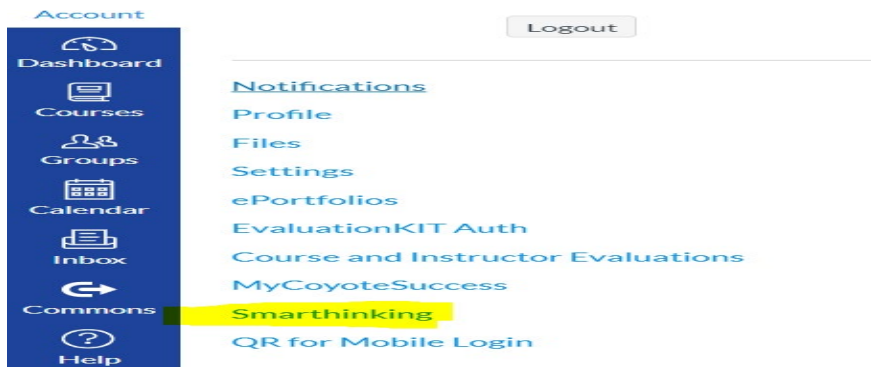
- Smarthinking Tutoring system is a 24/7 system available for tutoring in a variety of topics that includes assistance for this course
- The CSN's Smarthinking Tutoring system is available within a pre-defined time frame as set by the Centers for Academic Success (CAS). See Web site for operating hours at: <https://www.csn.edu/centers-academic-success>
- **The CSN's CIT department use of this system is limited to the following time period**

Monday	10:00 AM – 1:00 PM
Tuesday	1:00 PM – 4:00 PM
Wednesday	10:00 AM – 1:00 PM
Friday	1:00 PM – 4:00 PM

- ❖ Here is a link to a [quick video](#) covering the following process.

Here are the instructions to connect with a software tutor/lab monitor.

- ✓ Login to your Canvas course – Note that access to a CIT software lab monitor is only available within the time period stated, above.
- ✓ Click Account and select Smarthinking



- ✓ BE Patient!!! It may take a few seconds to get to the main portal page. There might be a screen alerting you if you meet system requirements. Make sure to allow popups if requested.

# Welcome to Smarthinking!

I want to ...



Work with a Tutor or Career Coach



Submit My Writing or Career Documents



Submit a Question



Review My Sessions and Submissions

- ✓ Click "Work with a Tutor or Career Coach"
- ✓ You should see a list of disciplines. Note that all CSN related tutorial services have the prefix CSN\_. The disciplines without the CSN\_ prefix are available with the main Smarthinking system that includes help with C++

## Work with a Tutor or Career Coach



Drop-in Session



~~Schedule a Future Session~~



~~Ask a Question~~

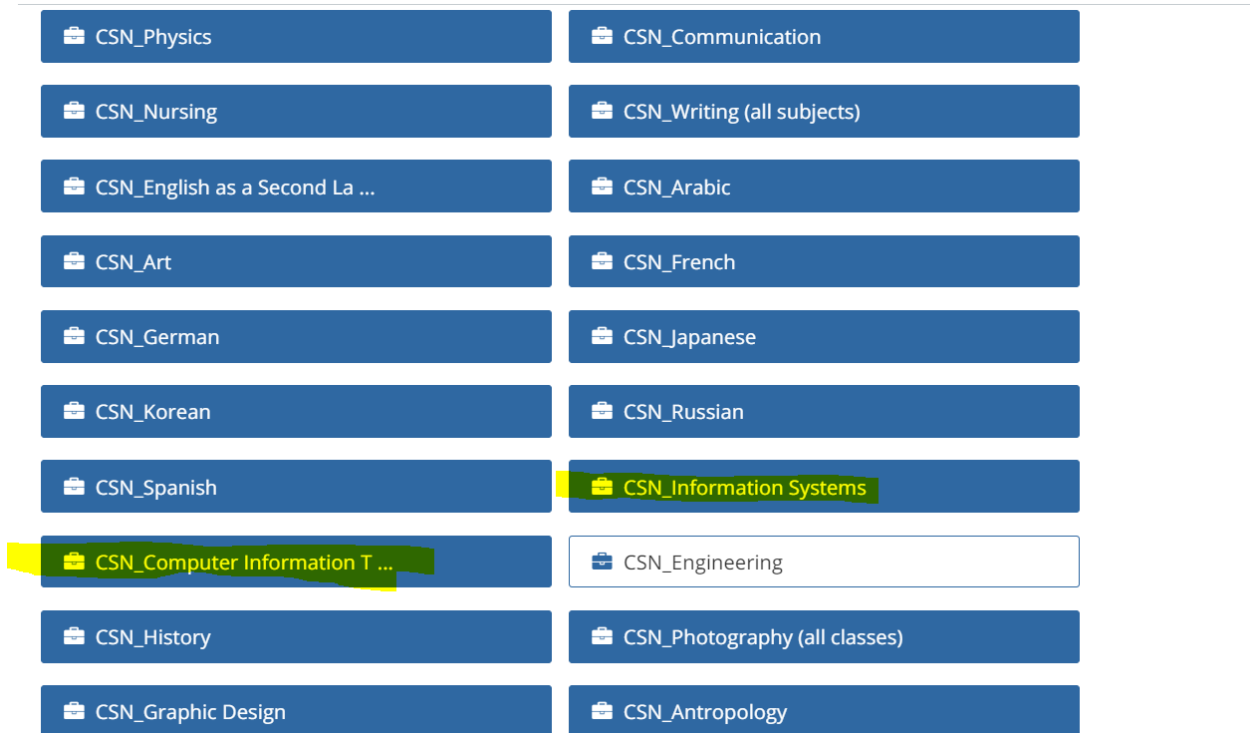
Choose Discipline



CSN\_Academic Success

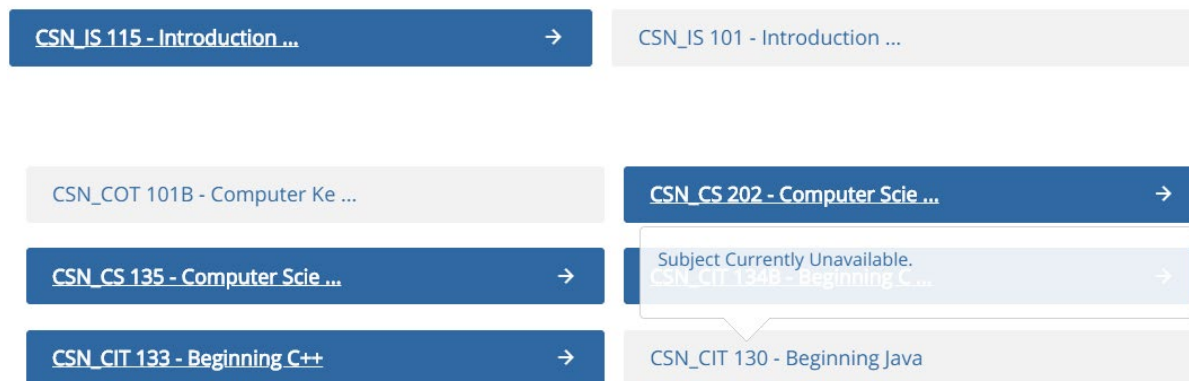


CSN\_Math

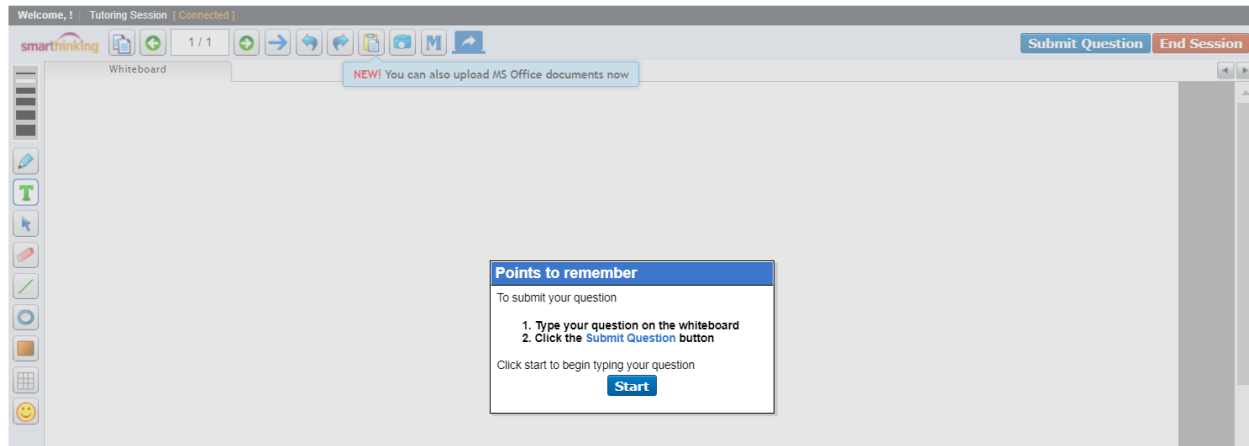


**NOTE: Currently, we only have the option for the “Drop-In session”. You cannot schedule a future session.**

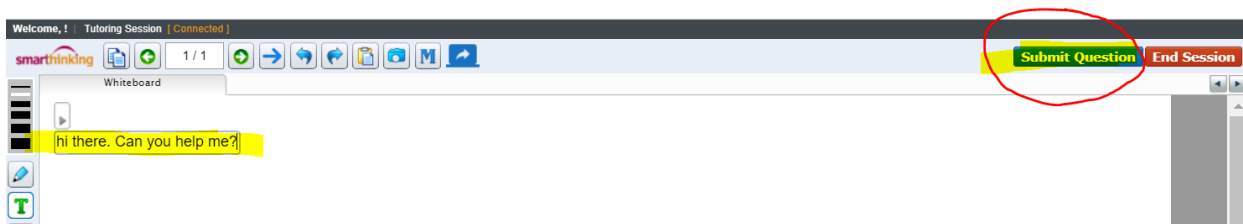
- ✓ Click on any of these links (CSN\_Information Systems or CSN\_Computer Information Technology) and you will enter the tutorial system.
- ✓ You’ll see links such as the 2 images below. It DOES NOT matter which link you select. If a software lab monitor is available, he will be able to help. For example, if you need help with CS135, you can enter the “CSN\_Computer Information Technology” link. **NOTE: If a link is not available, it means that a tutor is not yet available.**



- ✓ Let’s say, we click the “CSN\_IS115 – Introduction ... “ link. You should see a message and a whiteboard to start your session.



- ✓ Click the “Start” button to open the whiteboard



- ✓ To begin the session, type a question or a message and **I can't stress this enough**, click the “Submit Question” button to start your session. Be patient as it may take a few seconds for a tutor to be available online.

For any questions or concerns, please contact Naser Heravi at [naser.heravi@csn.edu](mailto:naser.heravi@csn.edu)