



NEVADA PROMISE SCHOLARSHIP

CSN Nevada Promise Newsletter New Applicants - July 2020 (2)

ATTENTION

Visit www.csn.edu/coronavirus for updated links to important community and academic resources for students.



Updates & Reminders



Nevada Promise Status updates are available in your MyCSN To Do List.

- Continue to monitor MyCSN for July 1 deadline updates.

Eligible placement scores, or CSN Placement Testing, is required before you complete Advising.

Academic Advising is required for course registration.

Students must have a declared major.

- To request a change of major, please review [Instructions for Requesting a Program or Plan Change](#).

Remember to check that you are listed as a Nevada Resident.

- Submit your Final CCSD High School Transcript to CSN using <https://otspro.csn.edu/ccsdtranscriptrequest/>.

What's Next...What to Expect



Fall 2020 Registration

Complete the online Advising Workshop to receive a recommended set of courses for fall 2020.

- Visit, [New Student Advising](#) for First Year CSN Student registration to the workshop.
- First Year CSN Students must submit ACT or SAT scores or take the [CSN Placement Exams](#) before meeting with an Advisor.

Remember, at least 12 credits are required per semester and they must be applicable to your major.

August 2020



CSN Financial Aid begins awarding.

- The Nevada Promise Scholarship is awarded last.
- Eligible Promise Students must be enrolled in a minimum of 12 credits that are applicable to your major to be awarded.

Check your MyCSN Student Center daily.

- The ToDo List in your MyCSN Student Center Identifies you as a Promise Student and informs you of missing/pending items.
-

Fall 2020

Begin working on your Promise Requirements to maintain eligibility.

- Eight hours of community service
- One Mentor Meeting
 - Continue working with the mentor assigned Spring 2020.



CSN Campus Resources


Email Resources



[CSN Email Login](#)



[Send an Encrypted Email](#)



[CSN Email Setup](#)



[Meetings with FindTime](#)




[Setup Mail App on Mac](#)

[CSN Email for Students, Faculty, and Staff](#)

Your CSN email account is ready and waiting for you! CSN students, faculty, and staff have access anywhere, anytime, on any device.

Here's What You Get:

- Upgraded features and functionality.
- Increased stability and security.
- Fifty gigabytes of email storage for students and 100GB for faculty and staff! Room for over 25,000 emails!
- Five licenses of Microsoft Office you can work in online or download to your computer, tablet, and iPhone and Android.
- Access to online versions of Word, Excel, PowerPoint, OneNote, and many other web-based productivity applications.
- One terabyte of OneDrive online storage. Enough space to store 17,000 hours of music or 500 hours of movies.
- Built-in encryption capabilities to protect Personally Identifiable Information (PII) like social security numbers, credit cards, student information, etc.



CSN PLACEMENT TESTING NOW ONLINE

MATH PLACEMENT


New CSN students will need to complete the ALEKS PPL math placement. The math placement exam can be taken anytime (no need to schedule an appointment). For information on how to get started on your math placement, visit <https://at.csn.edu/math-placement> and click on "Taking the Test" to get started.

WRITING/READING PLACEMENT

New CSN students will also need to complete the writing/reading placement. These exams are proctored online and need to be scheduled. For information on how to schedule your writing/reading placement, visit <https://www.csn.edu/placement-testing> and click on "Taking the Tests" to get started.

ACT/SAT SCORES

Students may also choose to send ACT/SAT scores instead of taking placement tests. ACT/SAT scores must be less than two (2) years old and high enough to place into classes. For more information on qualifying scores and how to submit your scores, visit https://www.csn.edu/placement-testing_and_click_on_ACT_SAT_Scores



CSN is an Equal Employment Opportunity/Affirmative Action Institution. For more information visit www.csn.edu/nondiscrimination

Placement Testing

For general information on Placement Tests please visit: [CSN Placement Testing](#) click on "Take Tests" to get started.

Currently, we are testing in Accuplacer remotely using WebEx Video due to the remote/virtual social distancing mandates resulting from the COVID 19 situation.

Taking Accuplacer tests

To test, you will need a computer (desktop or

laptop) with a webcam and audio capabilities.
Math Placement Scores & Prerequisites

- All test scores MUST be less than 2 years old (from the date the test was taken).
- Students wanting to use placement test scores from another institution must speak with the Chair of the Math Department.

IMPORTANT: No placement or other test is needed for entry into MATH 95E, 104B, 116, or 120E.



For ALEKS Math Placement Tests information visit:

<https://at.csn.edu/math-placement>

Steps to follow TO MAKE APPOINTMENT for your testing

- You will make appointment to test in using RegisterBlast as follows:
 - Charleston Campus: <https://www2.registerblast.com/csnwch/Exam/ListNorth>
 - Las Vegas Campus: <https://www2.registerblast.com/csnnlv/Exam/List>
 - Henderson Campus: <https://www2.registerblast.com/csnh/Exam/List>
 - After you complete and submit your RegisterBlast appointment, you will receive an email acknowledging your appointment instantly.
 - One business day before you test day, you will receive an instructional email on how to get ready for your testing day.
 - Steps to follow BEFORE your testing appointmentGo to your browsers extension site and add:
 - Cisco WebEx Extension:Chrome: <https://chrome.google.com/webstore/detail/cisco-webex-extension/jlhmfgmf..>
 - Firefox: <https://addons.mozilla.org/en-US/firefox/addon/cisco-webex-extension/>
 - To check that Webex was set up correctly, click here: <https://www.webex.com/test-meeting.html>.
 - Enter your name and email address and click Join.
 - Please use the option to join with video.
 - Check that your computer can run ACCUPLACER by clicking here: <https://www.accuplacer.org/#/systemRequirement>.
-

When it is time for your appointment

- Sit in a quiet place where you will be undisturbed while testing.
- Clear a workspace for your monitor, mouse, keyboard, blank scratch paper, and pencil. All other items must be removed from your table/desk.
- Calculators are not allowed unless you have a prescribed accommodation.
- Be sure to have your photo ID ready. You will need to show it to your proctor.
- To join the meeting on the test day
- Go to <https://csnedu.webex.com/csnedu/>

- In the Join a Meeting box enter the access code
- Enter the session password and click OK
- Enter your name, email address, and the Session Password and click "Join Now".
- Follow the instructions that appear on your screen.
- Enter the voucher number sent to you. Be sure to write this down as soon as you receive your appointment confirmation email.

CSN Academic Advising is looking forward to getting to know you and having the opportunity to work with you during your academic career.

After you are accepted to CSN and have completed your account validation, there are two steps you **MUST COMPLETE BEFORE** scheduling to meet with an academic advisor:

- **Complete Orientation.**
 - To complete orientation, log into GoCSN and search for the "Online Orientation" tile.
- **Complete placement testing OR send your qualifying ACT or SAT scores to CSN.**
 - Qualifying scores must be less than two (2) years old and high enough to place you into classes.
 - For more information about placement testing, including cutoff scores for qualifying ACT or SAT exams, visit the [Placement Testing Webpage](#).
- **New Student Advising Services**
 - Students who are new to college should click on the "**New Student Advising**" link below to get started with academic advising services. <https://www.csn.edu/newstudentadvising>.
 - See below for some tips.



CSN ACADEMIC ADVISING

Got Priority? Get Registered!

We are online and ready to help you prepare for Summer and Fall!

- Summer registration began April 1
- Fall priority registration for current students begins May 15
- Fall registration for new and returning students begins June 5

ACADEMIC ADVISING IS ACCEPTING APPOINTMENTS THROUGH MYCOYOTEPLAN. APPOINTMENTS WILL BE CONDUCTED ONLINE. NEED HELP? EMAIL US AT ADVISING@CSN.EDU.

CSN IS AN EQUAL EMPLOYMENT OPPORTUNITY/AFFIRMATIVE ACTION INSTITUTION. FOR MORE INFORMATION VISIT WWW.CSN.EDU/NOBIDDISCOMBATION

Ready to Access Academic Advising?

We understand that our students are incredibly busy, so we have introduced on-your-own-time (OYOT) advising for students to complete at their own pace. OYOT advising means that students will watch our recorded academic advising video which explains the advising process, the steps to registering, and the resources available at CSN. After watching the video, students will complete an assessment survey, which, along with placement test results, will allow an academic advisor to make course recommendations. The course recommendations will then be emailed to the student.

Area of Study OR Major

Choose your Area of Study **OR** your Major

Area of Study

Major

Go to: <https://www.csn.edu/newstudentadvising>

Scroll down to the bottom of the page to select your "Area of Study or Major" and follow the instructions below.

To begin accessing academic advising services, follow these instructions:

- Select your Area of Study or Academic Major below.
 - Click on the "Access My Advising Video" link to register.
 - Once registered, you will receive a confirmation email with a link to view our academic advising video.
 - Watch the video and complete the assessment survey at the end.
 - Within five business days, you will receive a course recommendation form in your CSN student email account from an academic advisor. This email will also provide you instructions on how to get registered.
-

Classes are filling up fast - don't wait to begin the advising process! Register to receive your advising video today to get started.

*Students in Health Sciences majors should visit the [Getting Started Webpage](#) to schedule a meeting with a health programs advisor.

*If you have an IEP or 504 Plan and wish to meet individually with an academic advisor, please contact us by phone to schedule an online appointment: 702-651-3165.

*If you have not completed the two steps above, your advising workshop registration will be canceled and you will have to reschedule for a later session.

*Still have questions? [Contact Us!](#)

Promise Student Newsletter: July 2020 (2)



**College of Southern Nevada
Nevada Promise Scholarship Program
Email: Promise@csn.edu
Phone: 702.651.7500
www.csn.edu/promise**



**NEVADA PROMISE
SCHOLARSHIP**