

**STEP 1: CSN ADMISSIONS APPLICATION: GO TO [www.csn.edu/cte](http://www.csn.edu/cte)**



Sign In	Create Account
<p>If you have not yet created your application account, please complete the <b>Create Account</b> section on the right before attempting to sign in.</p> <p>If you have questions or need assistance, e-mail us at <a href="mailto:admrec@csn.edu">admrec@csn.edu</a>.</p> <p>Username: <input type="text"/></p> <p>Password: <input type="password"/></p> <p><input type="button" value="Sign In"/> <a href="#">Forgot Username/Password?</a></p>	<p>Please complete this form to begin the CSN application process. Once your account is created, you will receive an email for account verification. This email address will be used to communicate with you during the entire application and registration process.</p> <p>Username: <input type="text"/> 6-50 characters</p> <p>First Name: <input type="text"/></p> <p>Last Name: <input type="text"/></p> <p>Email: <input type="text"/></p> <p>Password: <input type="password"/> Minimum 6 characters</p> <p>Re-enter Password: <input type="password"/> Minimum 6 characters</p> <p><input type="button" value="Create Account"/></p>

[Click Here for Admissions Assistance & Contact Information.](#)

**1. CREATE ACCOUNT.** Please complete this form to begin the CSN application process. Use a personal email address. Once your account is created, you will receive an email for account verification. This email address will be used to communicate with you during the entire application and registration process.

**2. SIGN IN.** Once you have verified your account you can sign in and get started. The application has five tabs: Welcome, About Me, My Education, My Academic Interest, and e-Signature.

As you complete each section click the SAVE button. You can start working on the application and choose SAVE & RETURN LATER. You can continue the application where you left off by signing in to your account. **ALL REQUIRED FIELDS ARE IN RED AND HAVE AN \***  
Please note: You must complete all required fields and click SUBMIT in order to receive you NSHE ID number by email.



**3. ABOUT ME**

3a. **Choose the high school program you are enrolling in - "CTE COLLEGE CREDIT PROGRAM"**

\* = Required Field

**Choose the high school programs you are enrolling in:**

\* College of Southern Nevada High School

\* CTE College Credit Program

\* Jumpstart Concurrent Enrollment Program

\* Early Studies/Dual Credit

**3b. Anticipated Term & Year of Enrollment – “SUMMER 2020”**

\* = Required Field

**Anticipated Term & Year of Enrollment**

- Spring (January - May)
- Summer (May - August)
- Fall (August - December)

\* Term  \* What is your preferred campus?

**3c. My Personal Information.** You must enter your full legal name, date of birth, and gender. Providing a social security number is OPTIONAL. A social security number is required for federal financial assistance, some scholarship and by the IRS for the 1098 tax credit.

**3d. My Contact Information.** Enter home address, phone number, and personal email. If you have a different mailing address from physical address (where you live) check the box and enter the mailing address. Use a personal email address that you can access after you graduate high school.

**3e. My Former Address.** Optional section.

**3f. My Parent or Guardian Education.** Optional section. Please choose the highest level of education completed by a parent or guardian.

**3g. My Race and Ethnicity.** Optional section.

**3h. Veteran Information.** Optional section

**3i. My Citizenship and Residency.** Providing your citizenship status is optional; however, your residency classification could be impacted. Answer if you currently live in Nevada and the date you began living in the State. If you were born in Nevada enter your birthdate.

**My Citizenship and Residency**

Providing your citizenship status is optional; however, your residency classification could be impacted.

Are you a U.S. citizen?

\* Do you currently live in Nevada?

Notification of residency status will be included in your admissions letter. For additional residency information, please visit [www.csn.edu/residency](http://www.csn.edu/residency).

\* Date you began living in Nevada.  
  
[mm/dd/yyyy]

**4. MY EDUCATION**

Welcome | About Me | **My Education** | My Academic Interest | e-Signature

\* = Required Field

**My High School Education**

Graduation date and high school name are required for all applicants who have graduated from or are currently enrolled in high school. For applicants who have or anticipate receiving a General Education Diploma or a Certificate of High School Equivalency, an issue date is required.

\* Please choose one:

Junior  
Graduating Senior  
Sophomore

Previously attended or are currently attending a Nevada System of Higher Education (NSHE) institution, please provide the ID number in the space below. NSHE institutions include: CSN, GBC, NSC, TMCC, UNLV, UNR, WNC.

Previous | Save | Save & Return Later | Cancel Changes | Next

4a. **My High School Education.** Select if you are a Junior or Graduating Senior in high school. Please note: Sophomores are not eligible to apply for CTE College Credit until their junior year.

4b. **My High School Information.** Enter full name of high school and select from results.

**My High School Information**
[Remove Entry](#)

**\* Name of high school**

**\* Student High School ID**

*Results*

- Atlanta Area School for Theedea (Clarkston, GA, United States)
- Cedar Brook Academy (Clarksburg, MD, United States)
- Clark Advanced Learning Center (Stuart, FL, United States)
- Clarkston Cmty Education Cntr (Independence, MI, United States)
- Columbia Alternative Educ (Clarklake, MI, United States)
- Ed W Clark High School (Las Vegas, NV, United States)

Enter your high school ID number and date of expected graduation. Example: If you are a graduating senior – 06/2019. If you are a junior – 06/2020.

**My High School Information**
[Remove Entry](#)

**\* Name of high school**

**\* Student High School ID**

Enter full high school name. If not listed, type 'Unknown HS' with State or Country. Ex. 'Unknown HS Alabama'.

City

State

These fields are populated by our system. If they are blank please continue with the application.

**\* Date of graduation/GED/HSE or expected graduation from high school: (MM/YYYY)**

[mm/yyyy]

4c. **NSHE ID.** If you have been accepted, previously attended or are currently attending a Nevada System of Higher Education (NSHE) institution, please provide the ID assigned to you by that institution in the space below. NSHE institutions include: CSN, GBC, NSC, TMCC, UNLV, UNR, WNC.

**5. MY ACADEMIC INTEREST**

5a. **My Education Objective.** CSN has 11 areas of study. Select the academic area you are interested in studying. Descriptions are provided. Also, indicate if you plan to attend CSN after high school graduation. Please note: Students are not required to attend CSN to earn college credit through CTE College Credit program.

\* = Required Field

**My Education Objective**

**\* Area of Study**

**\* Do you plan to attend CSN after high school graduation?**

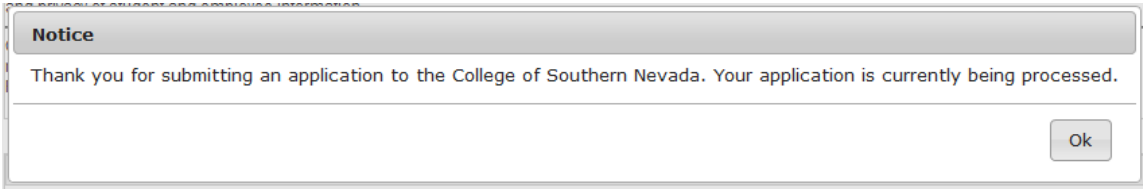
**Art & Design**

Leads to careers in art, music, theatre, graphic and web design, photography, and videography and film.

**6. E-SIGNATURE**

6a. **Declarations.** Read and check all declaration statements.

6b. **Student Signatures.** If the students is 18 years of age or older, they can save and submit the application.

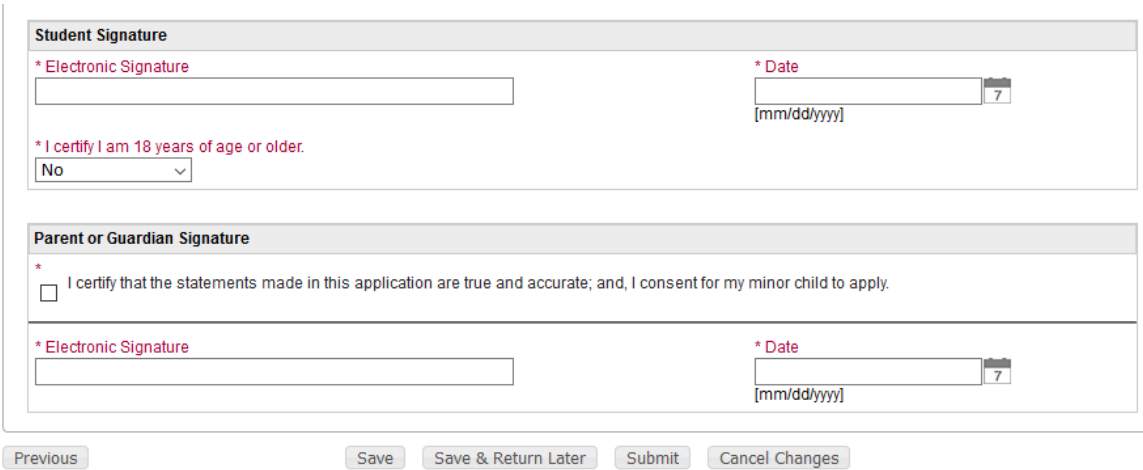


**Notice**

Thank you for submitting an application to the College of Southern Nevada. Your application is currently being processed.

Ok

If the students is under 18 years of age, they must have a parent or guardian complete an electronic signature. The student would select "SAVE & RETURN LATER".



**Student Signature**

\* Electronic Signature

\* Date  7  
[mm/dd/yyyy]

\* I certify I am 18 years of age or older.  
No

---

**Parent or Guardian Signature**

\*  I certify that the statements made in this application are true and accurate; and, I consent for my minor child to apply.

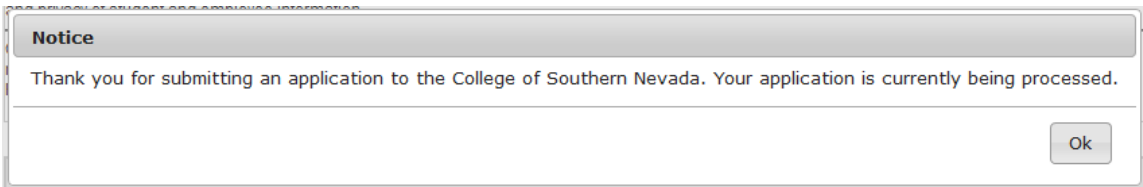
\* Electronic Signature

\* Date  7  
[mm/dd/yyyy]

Previous Save Save & Return Later Submit Cancel Changes

Once the parent or guardian is ready to complete the electronic signature:

- The student signs in. The Sign In can be accessed through the CTE College Credit application webpage: [www.csn.edu/cte-application](http://www.csn.edu/cte-application). Click on Step 1: CSN Admissions Application.
- Select the e-Signature Tab
- Parent or Guardian checks the certification statement in the Parent Guardian Signature section
- Parent or Guardian types in their name and enters current date
- Enter SAVE and then SUBMIT buttons
- Once the message below is received the application has been successfully entered.



**Notice**

Thank you for submitting an application to the College of Southern Nevada. Your application is currently being processed.

Ok